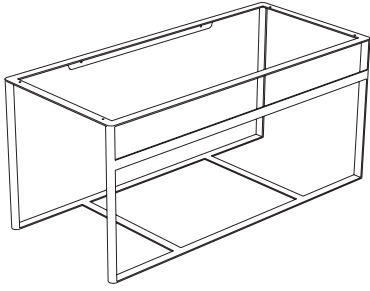


# STRIPE SUSPENDED STRUCTURE OP111S

# GLOBO



Cod. **OP111SXX**

Finish

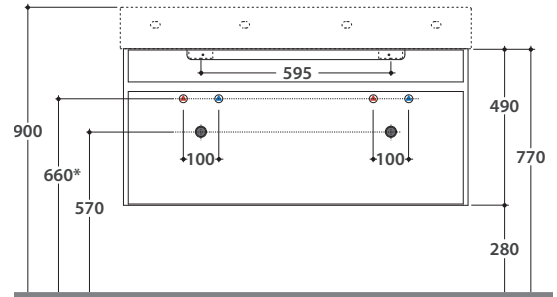
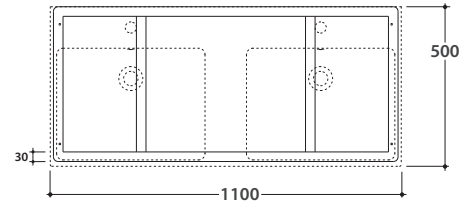


Matt black  
**AR**



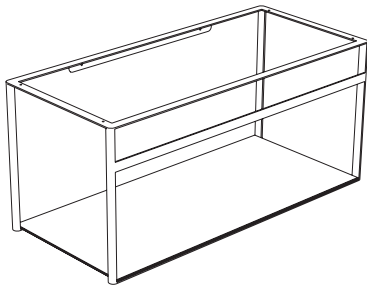
Matt white  
**BO**

Suspended structure in matt powder coated steel 110x50 h49 cm. Weight 19,7 Kg.



\* For taps mounted on counter top

# STRIPE GLASS SHELF OP043S



Cod. **OP043SXX**

Finish

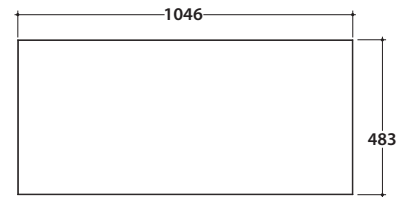


Matt black  
**AR**

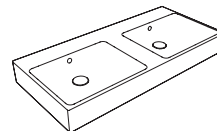


Matt white  
**BO**

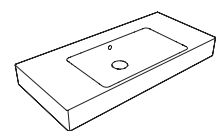
Shelf in back-painted glass 104,6 x 48,3 h 0,6 cm. Weight 7,4 Kg.



compatible washbasins



SCQ110



SCQ111