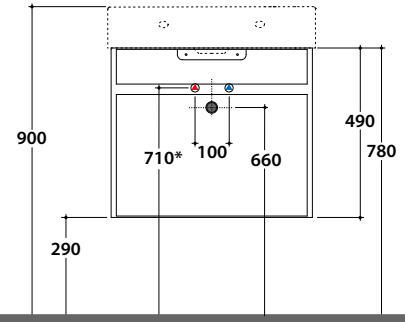
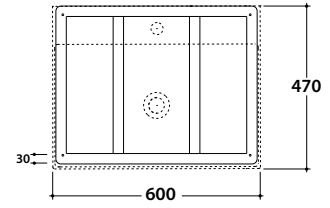
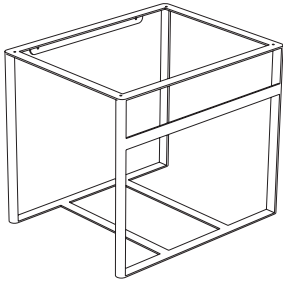


# STRIPE SUSPENDED STRUCTURE OP061S

# GLOBO



Cod. **OP061SXX**

Finish



Matt black  
**AR**

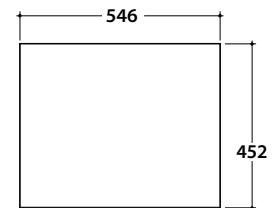
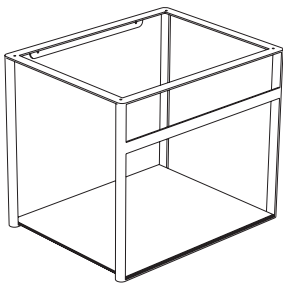


Matt white  
**BO**

Suspended structure in matt powder coated steel 60x47 h49 cm. Weight 14,1 Kg.

\* For taps mounted on counter top

# STRIPE GLASS SHELF OP042S



Cod. **OP042SXX**

Finish



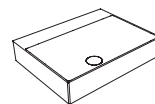
Matt black  
**AR**



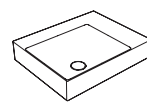
Matt white  
**BO**

Shelf in back-painted glass 54,6x45,2 h 0,6 cm. Weight 3,7 Kg.

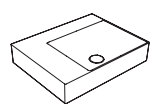
compatible washbasins



B6R65



B6R60S



B6R60D