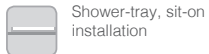
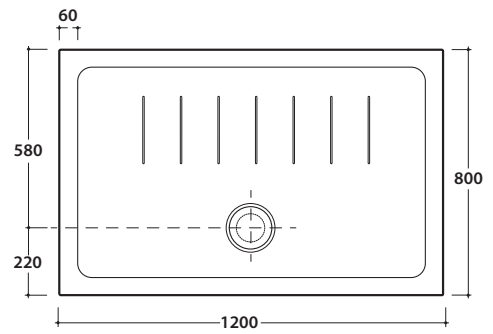


DOCCIAVIVA H 4,5 DV4121BI

CE EN 14527:2019

DIN 51097

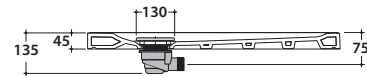
GLOBO



Shower-tray, sit-on installation



Shower-tray, floor-level installation



Cod. **DV4121BI**

Ceramic shower tray 120x80 h4,5 cm. Sit-on or floor-level installation. Weight 40,5 Kg.



Cod. **DS009**

Siphoned chrome drain for shower trays DOCCIAVIVA H 4,5, DOCCIATRE and DOCCIATRE PLUS. \varnothing 90. Discharge flow rate 30 l/m.



Cod. **DVR1BI**

Siphoned drain with ceramic cover for shower trays DOCCIAVIVA H 4,5 and DOCCIATRE. \varnothing 90. Discharge flow rate 30 l/m.