

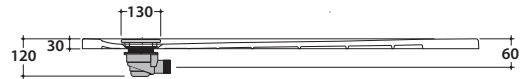
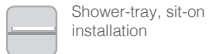
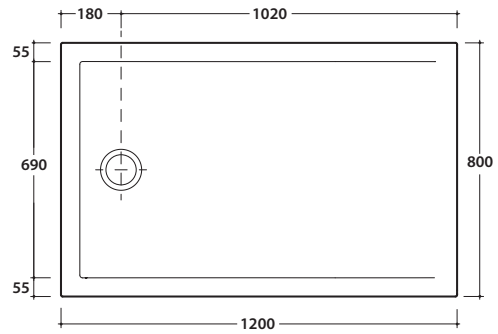
DOCCIATRE DTL121

CE EN 14527:2019

DIN 51097

Slip resistance at an angle of 22,2° according DIN51097

GLOBO



Cod. **DTL121**

Ceramic shower tray 120x80 h3 cm. Sit-on or floor-level installation. Weight 31 Kg.



Cod. **DS009**

Siphoned chrome drain for shower trays DOCCIAVIVA H 4,5, DOCCIATRE and DOCCIATRE PLUS. \varnothing 90. Discharge flow rate 30 l/m.



Cod. **DVR1BI**

Siphoned drain with ceramic cover for shower trays DOCCIAVIVA H 4,5 and DOCCIATRE. \varnothing 90. Discharge flow rate 30 l/m.