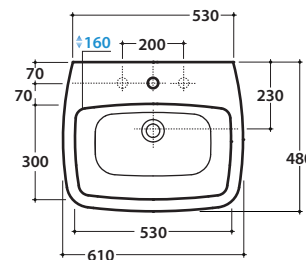


DAILY BASIN DA060BI

CE EN 14688:2015

GLOBO



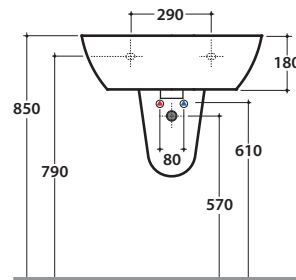
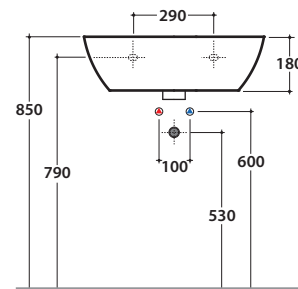
Ceramic antibacterial effect
BATAFORM®



Glazed product with
CERASLIDE®

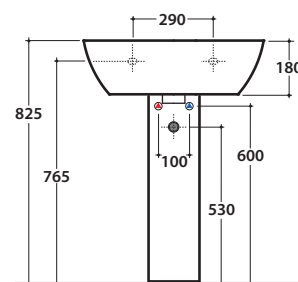
Cod. **DA060BI**

Basin 61.48 h18cm. Wall-hung installation or on floor mounted / wall-hung pedestal. Weight 16 kg.



Cod. **ALS05BI**

Wall-hung pedestal 20.31 h35cm. Weight 8 kg.



Cod. **LE005BI**

Floor-mounted pedestal 18.17 h65 cm. Weight 12 kg



Cod. **FI012BI**

Push open valve drain with ceramic top for basins with overflow. Weight 0,5 Kg



Cod. **FI012CR**

Push open chromed valve drain for basins with overflow. Weight 0,5 Kg