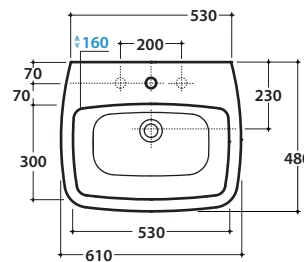


# DAILY LAVABO DA060BI

CE EN 14688:2015

# GLOBO



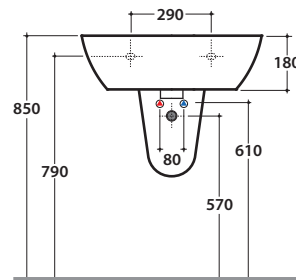
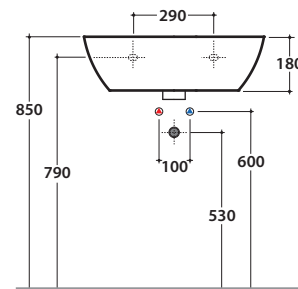
Effetto antibatterico su ceramica BATAFORM®



Prodotto smaltato con CERASLIDE®

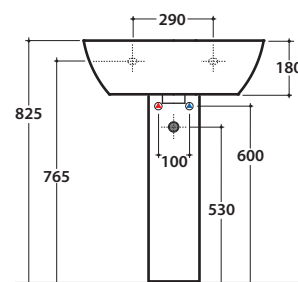
Cod. **DA060BI**

Lavabo 61.48 h18 cm. Installazione sospesa, su colonna a terra o sospesa. Peso 16 kg



Cod. **ALS05BI**

Colonna sospesa 20.31 h35 cm. Peso 8 kg



Cod. **LE005BI**

Colonna a terra 18.17 h65 cm. Peso 12 kg



Cod. **FI012BI**

Piletta up and down con tappo in ceramica per lavabi con troppo pieno. Peso 0,5 Kg



Cod. **FI012CR**

Piletta cromata up and down per lavabi con troppopieno. Peso 0,5 Kg